






## 2. MD.D.10 Drawing a Bar Graph

2.MD.D.10: Draw a picture graph and a bar graph (with single-unit scale).

Make a bar graph to show how many of each type of flowers there are



Types of flowers				
6				
5				
4				
3				
2				
1				
0	Sunflower 	Orchid 	Rose 	Tulip 
	Daisy 			

How many types of flowers are shown? \_\_\_\_\_

How many orchids are there? \_\_\_\_\_

How many flowers are there in all? \_\_\_\_\_

List the flowers in order from more to fewer.

\_\_\_\_\_






## 2. MD.D.10 Drawing a Bar Graph

Answer Key

2.MD.D.10: Draw a picture graph and a bar graph (with single-unit scale).

Make a bar graph to show how many of each type of flowers there are



Types of flowers					
6					
5					
4					
3					
2					
1					
0					
	Sunflower 	Orchid 	Rose 	Tulip 	Daisy 

How many types of flowers are shown? 5

How many orchids are there? 2

How many flowers are there in all? 16

List the flowers in order from more to fewer.

Rose, sunflower, daisy, orchid, tulip