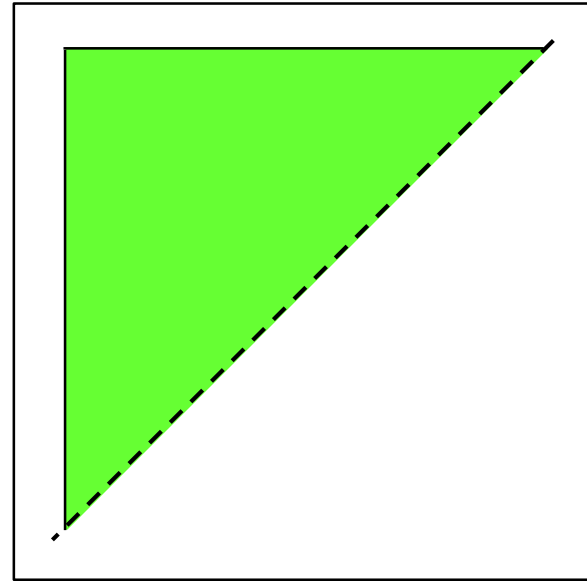
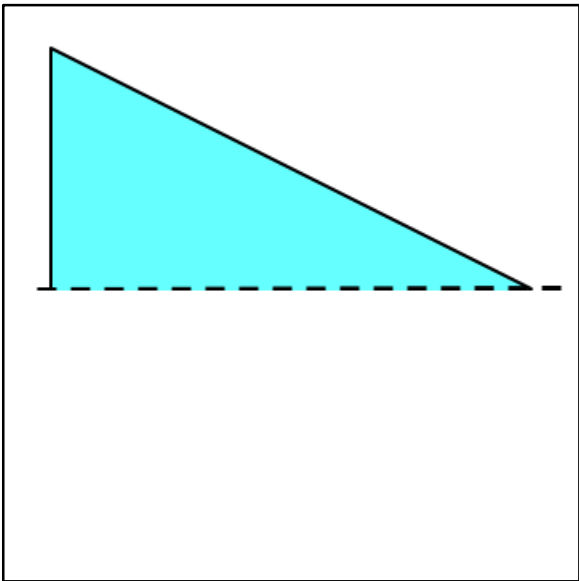
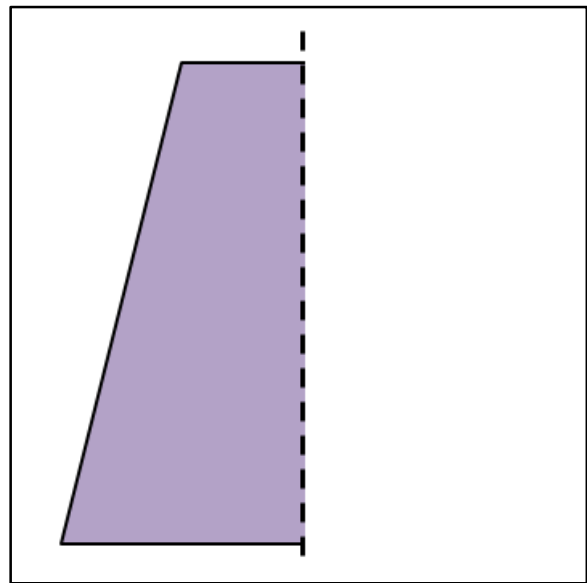



## 2.G.A.1 Draw Symmetrical Shapes

2.G.A.1: Recognize and draw shapes having specified attributes.

A figure or a shape is **symmetrical** when one-half is the mirror image of the other half.

Complete the second half of each picture.



## 2.G.A.1 Draw Symmetrical Shapes

Answer Key

2.G.A.1: Recognize and draw shapes having specified attributes.

A figure or a shape is **symmetrical** when one-half is the mirror image of the other half.

Complete the second half of each picture.

