










2.G.A.1 Types of Shape Transformation

2.G.A.1: Recognize and draw shapes having specified attributes.

Circle the correct answer.

<p>1.</p> 	<p>Circle the picture that shows a slide.</p> 
<p>2.</p> 	<p>Circle the picture that shows a turn.</p> 
<p>3.</p> 	<p>Circle the picture that shows a flip.</p> 
<p>4.</p> 	<p>Circle the picture that shows a turn.</p> 

5. Write slide, turn, or flip to describe how the figure has moved.






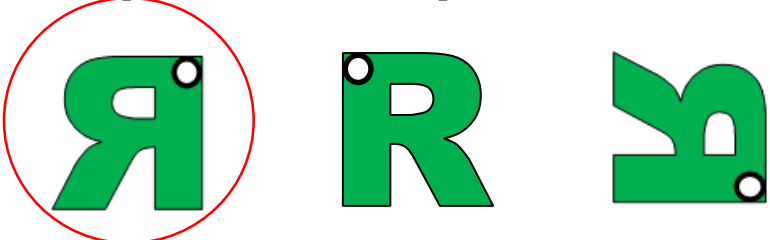




2.G.A.1 Types of Shape Transformation

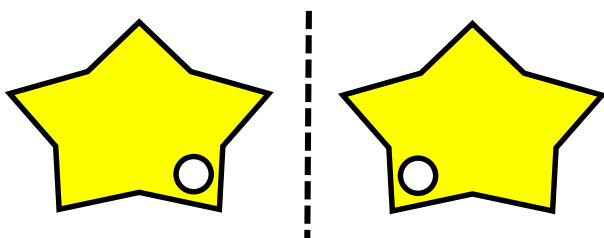
Answer Key

2.G.A.1: Recognize and draw shapes having specified attributes.

Circle the correct answer.

<p>1.</p> 	<p>Circle the picture that shows a slide.</p> 
<p>2.</p> 	<p>Circle the picture that shows a turn.</p> 
<p>3.</p> 	<p>Circle the picture that shows a flip.</p> 
<p>4.</p> 	<p>Circle the picture that shows a turn.</p> 

5. Write slide, turn, or flip to describe how the figure has moved.



FLIP