

2.G.A.3 Describing 1 as a Fraction (Part 1)

2.G.A.3: Describe the whole as two halves, three thirds, four fourths.



A fraction for one whole has the same number on top and the bottom. There are four equal parts in the whole. Each part is $\frac{1}{4}$ of the whole. So, the fraction equivalent to the whole is $\frac{4}{4}$.

Count the parts in the whole. Choose the fraction for the whole.




$\frac{1}{2}$

$\frac{2}{5}$

$\frac{1}{4}$

$\frac{2}{2}$

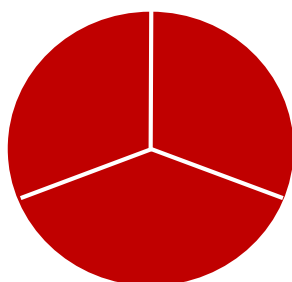


$\frac{1}{4}$

$\frac{4}{4}$

$\frac{1}{2}$

$\frac{3}{4}$



$\frac{3}{3}$

$\frac{3}{4}$

$\frac{1}{4}$

$\frac{2}{2}$

2.G.A.3 Describing 1 as a Fraction (Part 1)

Answer Key

2.G.A.3: Describe the whole as two halves, three thirds, four fourths.



A fraction for one whole has the same number on top and the bottom. There are four equal parts in the whole. Each part is $\frac{1}{4}$ of the whole. So, the fraction equivalent to the whole is $\frac{4}{4}$.

Count the parts in the whole. Choose the fraction for the whole.




$\frac{1}{2}$

$\frac{2}{5}$

$\frac{1}{4}$

$\frac{2}{2}$

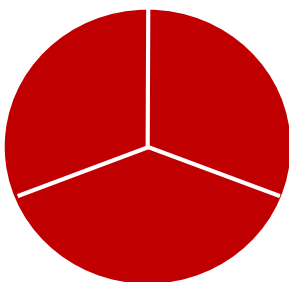


$\frac{1}{4}$

$\frac{4}{4}$

$\frac{1}{2}$

$\frac{3}{4}$



$\frac{3}{3}$

$\frac{3}{4}$

$\frac{1}{4}$

$\frac{2}{2}$