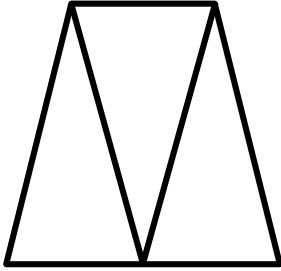


## 3.G.A.1 Combining Plane Figures

3.G.A.1: Understand the shapes in different categories.

List which figures were combined to create the plane figures below.


1



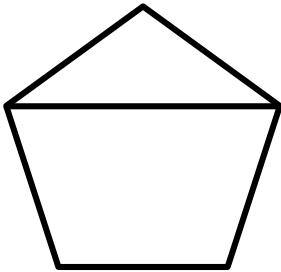
2




3



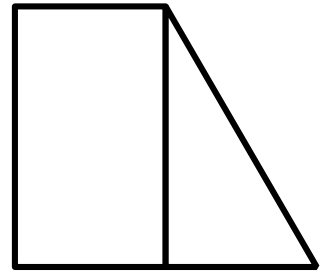
4



5



6



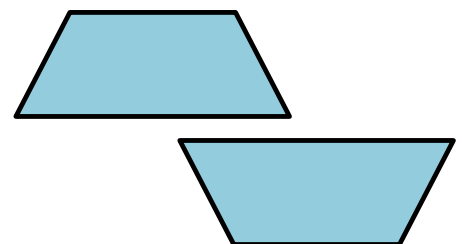
Solution:

1 \_\_\_\_\_ 2 \_\_\_\_\_ 3 \_\_\_\_\_

4 \_\_\_\_\_ 5 \_\_\_\_\_ 6 \_\_\_\_\_

7 What shape can be created using the trapezoids?

- a) triangle    b) pentagon    c) square    d) hexagon

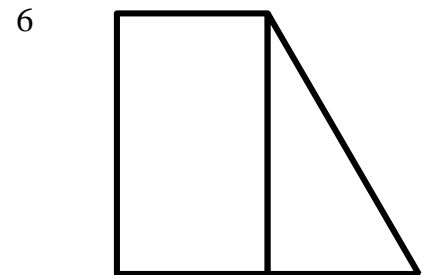

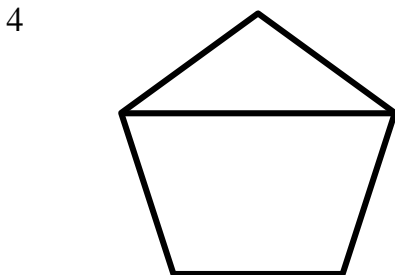

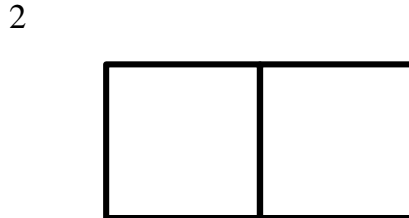



### 3.G.A.1 Combining Plane Figures

Answer Key

3.G.A.1: Understand the shapes in different categories.

List which figures were combined to create the plane figures below.



Solution:

1 triangles                      2 squares                      3 triangle, rhombus

4 triangle, trapezoid                      5 triangles, pentagon                      6 rectangle, triangle

7 What shape can be created using the trapezoids?

- a) triangle      b) pentagon      c) square      d) hexagon

