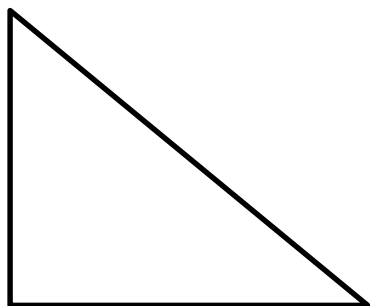


## 3.G.A.1 Dividing Plane Figures

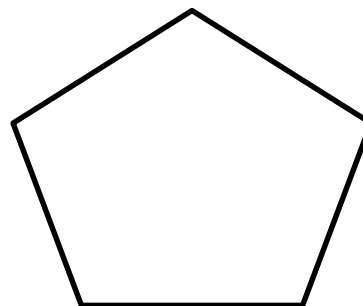
3.G.A.1: Understand the shapes in different categories.

Divide the plane figures below to create new figures.


1



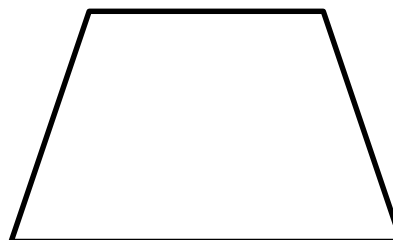
2




3



4



5

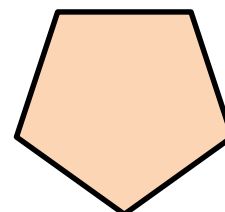


6



7 Betty used two plane figures to make a pentagon. One of the figures was a trapezoid. What was the other figure?

- a) rectangle   b) square   c) triangle   d) circle



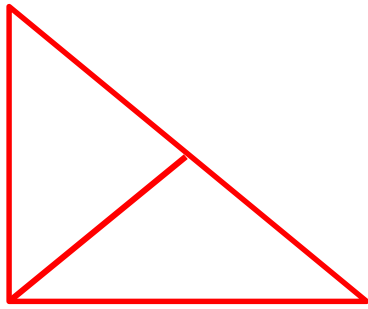
### 3.G.A.1 Dividing Plane Figures

Answer Key

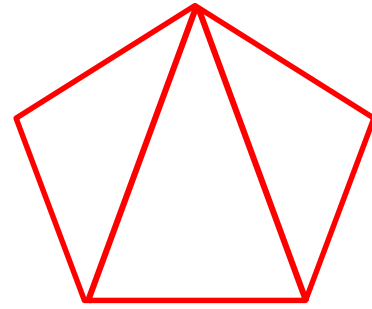
3.G.A.1: Understand the shapes in different categories.

Divide the plane figures below to create new figures.


1



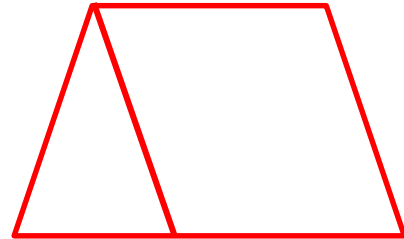
2



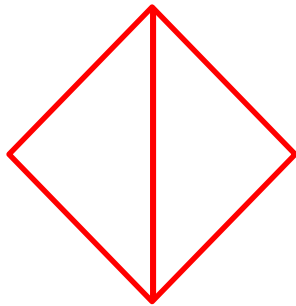
3



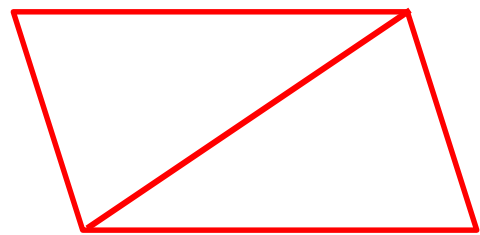
4



5



6



7 Betty used two plane figures to make a pentagon. One of the figures was a trapezoid. What was the other figure?

- a) rectangle   b) square   **c) triangle**   d) circle

