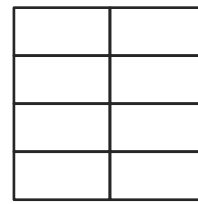
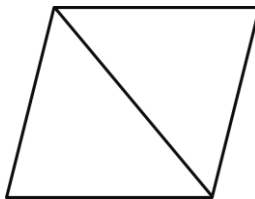
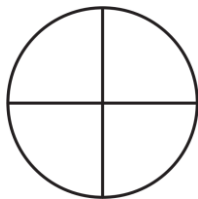
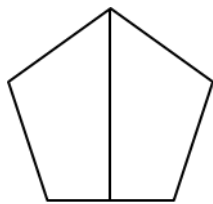


## 3.NF.A.3 Understanding Equivalent Fractions

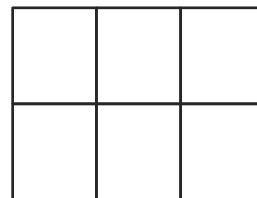
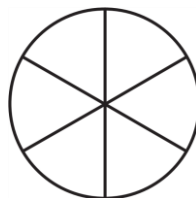

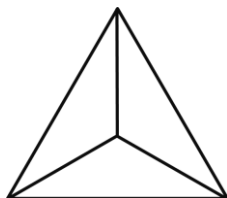
3.NF.A.3: Explain equivalence of fractions and compare fractions.

Color the shapes for each fraction below to show equivalent fractions.

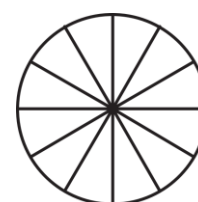
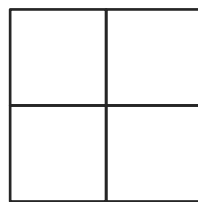
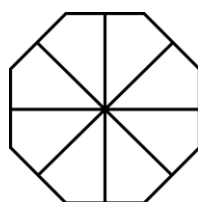
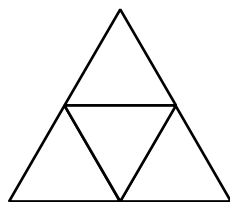
1. Color  $\frac{1}{2}$  of each shape.



2. Color  $\frac{1}{3}$  of each shape.



3. Color  $\frac{1}{4}$  of each shape.



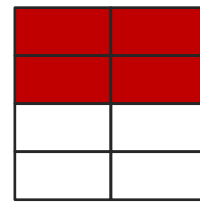
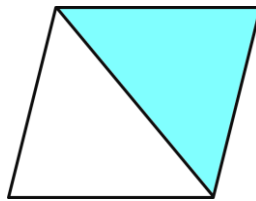
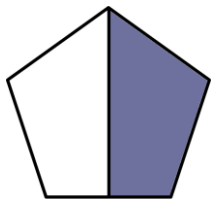
### 3.NF.A.3 Understanding Equivalent Fractions

Answer Key

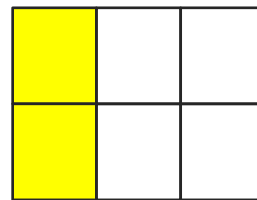

3.NF.A.3: Explain equivalence of fractions and compare fractions.

Color the shapes for each fraction below to show equivalent fractions.

1. Color  $\frac{1}{2}$  of each shape.



2. Color  $\frac{1}{3}$  of each shape.



3. Color  $\frac{1}{4}$  of each shape.

