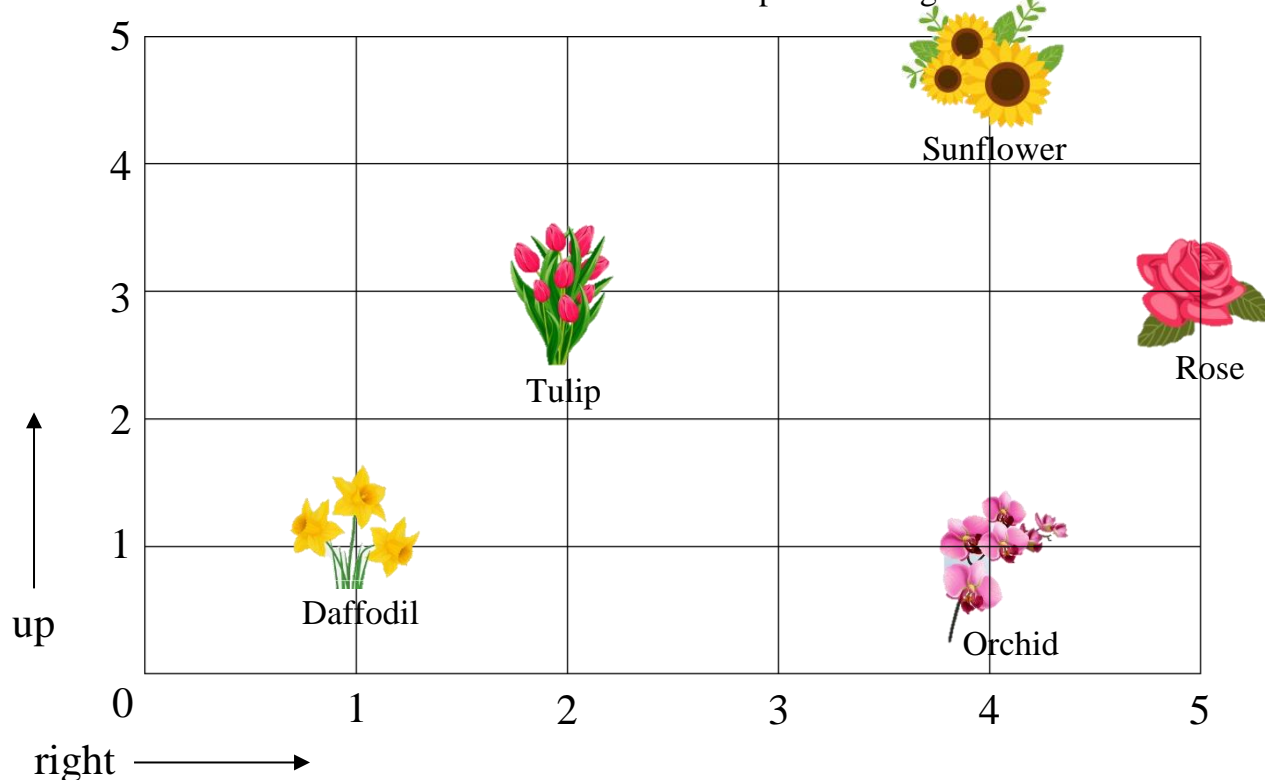


5.OA.B.3 Locate Points on a Grid- II

5.OA.B.3 Graph the ordered pairs on a coordinate plane

Follow directions to locate points on a grid.



Use the grid above. Follow the directions. Circle the flower that you find.

1. Start at 0. Go right 5.
Go up 3. Which flower
did you find?



Daffodil



Orchid



Rose



Sunflower



Tulip

2. Start at 0. Go right 1.
Go up 1. Which flower
did you find?



Daffodil



Orchid



Rose



Sunflower



Tulip

3. Start at 0. Go right 4.
Go up 5. Which flower
did you find?



Daffodil



Orchid



Rose



Sunflower



Tulip

5.OA.B.3 Locate Points on a Grid- II

5.OA.B.3 Graph the ordered pairs on a coordinate plane

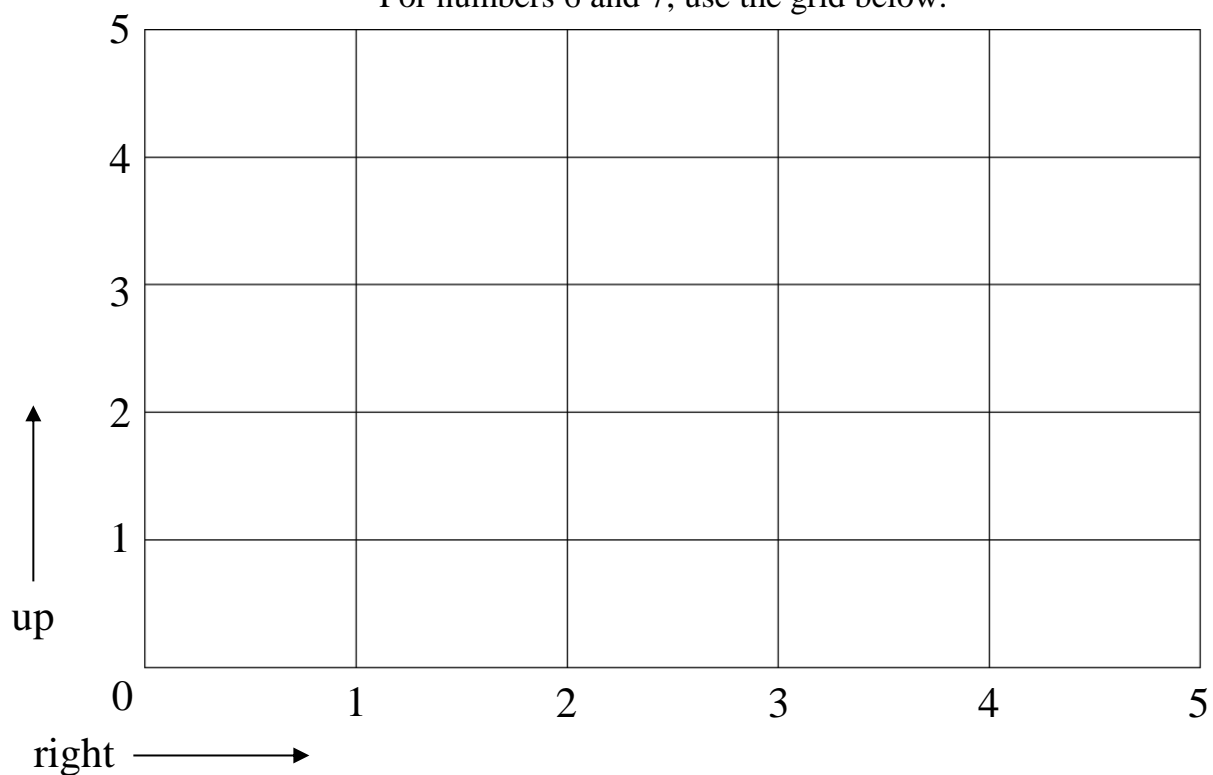
4. Start at 0. Give directions to the orchid.

5. Start at 0. Give directions to the tulip.

6. Draw a smiley shape on the Grid. Start at 0. Go right 5. Go up 1.

7. Draw a heart shape on the Grid. Start at 0. Go right 1. Go up 5.

For numbers 6 and 7, use the grid below.

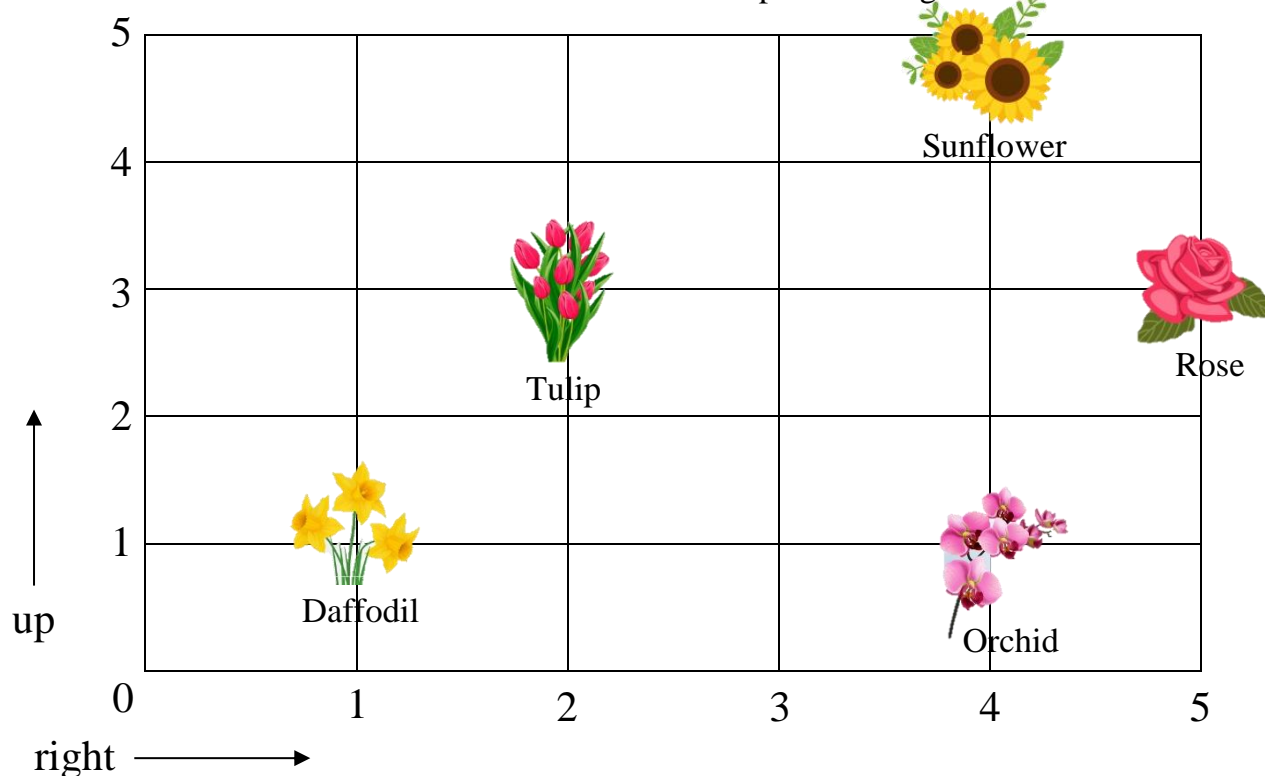


5.OA.B.3 Locate Points on a Grid- II

Answer Key

5.OA.B.3 Graph the ordered pairs on a coordinate plane

Follow directions to locate points on a grid.



Use the grid above. Follow the directions. Circle the flower that you find.


1. Start at 0. Go right 5.
Go up 3. Which flower
did you find?



Daffodil



Orchid



Rose



Sunflower



Tulip

2. Start at 0. Go right 1.
Go up 1. Which flower
did you find?



Daffodil



Orchid



Rose



Sunflower



Tulip

3. Start at 0. Go right 4.
Go up 5. Which flower
did you find?



Daffodil



Orchid



Rose



Sunflower



Tulip

5.OA.B.3 Locate Points on a Grid- II

Answer Key

5.OA.B.3 Graph the ordered pairs on a coordinate plane

4. Start at 0. Give directions to the orchid.

Go right 4. Go up 1.

5. Start at 0. Give directions to the tulip.

Go right 2. Go up 3.

6. Draw a smiley shape on the Grid. Start at 0. Go right 5. Go up 1.

7. Draw a heart shape on the Grid. Start at 0. Go right 1. Go up 5.

For numbers 6 and 7, use the grid below.

