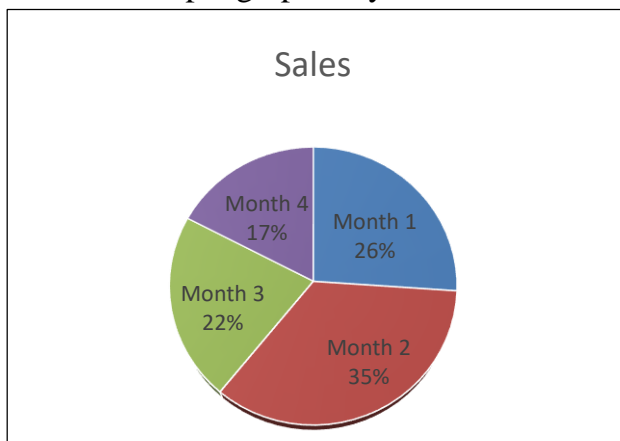


Solve Word Problems Involving Pie Graphs – I

Give what is asked in each item and write your answers on the space provided.

1. Refer to the pie graph on your left and answer the questions.



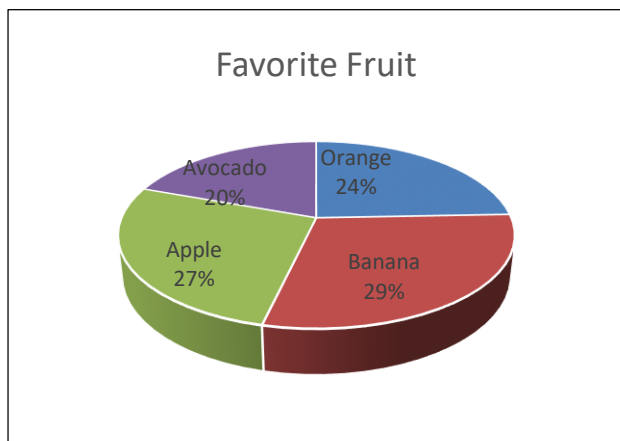
- In what month was the sale at its highest?
- In what month was the sale at its lowest?

Answers:

a.

b.

2. Five hundred people were asked about their favorite music and the following were the results obtained.



- Which fruit is liked by the most number of people?
- How many people like orange?
- How many more people like banana than orange?

Answers:

a.

b.

c.

3. Draw a pie graph for the data set below.

Subject	No. of Teachers
Science	10
Math	10
English	15
History	8

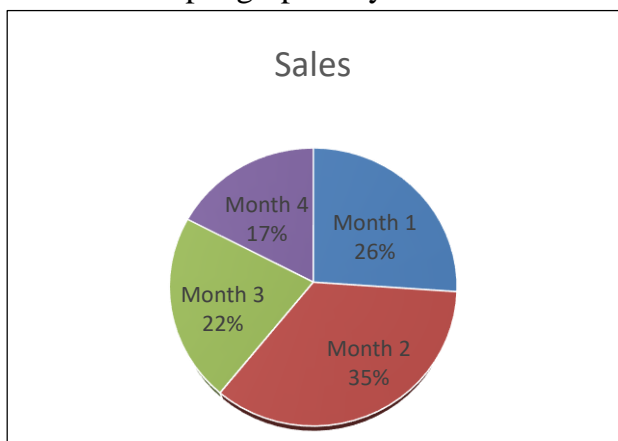
Answers:

Solve Word Problems Involving Pie Graphs – I

Answer Key

Give what is asked in each item and write your answers on the space provided.

1. Refer to the pie graph on your left and answer the questions.



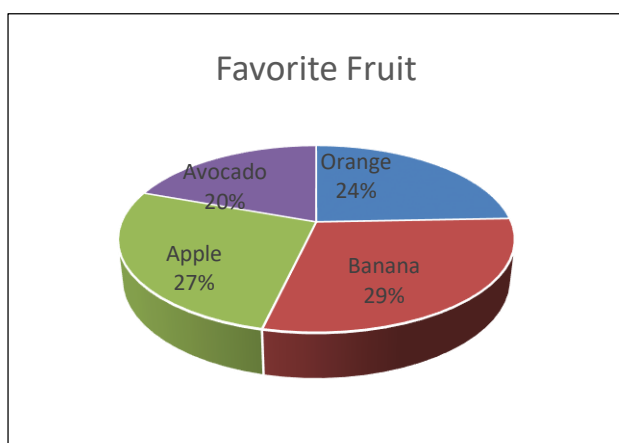
- In what month was the sale at its highest?
- In what month was the sale at its lowest?

Answers:

a. **Month 2**

b. **Month 4**

2. Five hundred people were asked about their favorite music and the following were the results obtained.



- Which fruit is liked by the most number of people?
- How many people like orange?
- How many more people like banana than orange?

Answers:

a. **banana**

b. **120**

c. **25**

3. Draw a pie graph for the data set below.

Subject	No. of Teachers
Science	10
Math	10
English	15
History	8

Answer:

No. of Teachers

