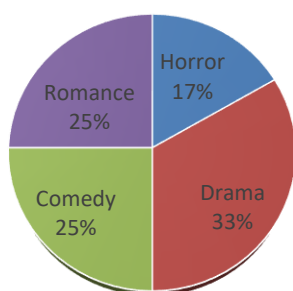


## Solve Word Problems Involving Pie Graphs – II

Give what is asked in each item and write your answers on the space provided.

1. Refer to the pie graph on your right and answer the questions.

Favorite Movie Genre



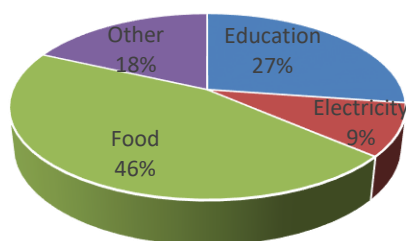
- Which is the most liked movie genre?
- If 200 people were surveyed, how many like horror movies?
- If 250 people were surveyed, how many people like comedy movies?
- If 800 people were surveyed, how many people like drama movies?
- If 70 people like romance movies, how many people were surveyed in total?

Answers:

- |    |    |    |
|----|----|----|
| a. | c. | e. |
| b. | d. |    |

2. Refer to the graph to answer the questions.

Sam's Personal Expenses



- What percent of the total expenses are spent on Sam's education?
- Where does Sam expend his money a lot?
- If Sam spends \$100 for his food, how much are his total expenses?
- If the total expenses are \$10,000, how much is spent on other things?

Answers:

- 
- 
- 
-

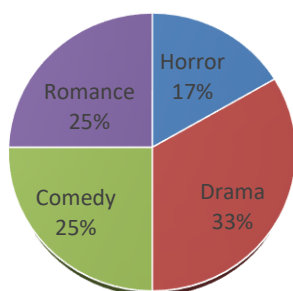
## Solve Word Problems Involving Pie Graphs – II

### Answer Key

Give what is asked in each item and write your answers on the space provided.

1. Refer to the pie graph on your right and answer the questions.

Favorite Movie Genre



- Which is the most liked movie genre?
- If 200 people were surveyed, how many like horror movies?
- If 250 people were surveyed, how many people like comedy movies?
- If 800 people were surveyed, how many people like drama movies?
- If 70 people like romance movies, how many people were surveyed in total?

Answers:

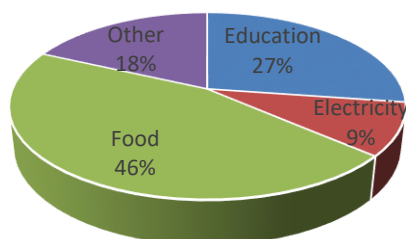
- drama
- 34

- 63
- 264

- 280

2. Refer to the graph to answer the questions.

Sam's Personal Expenses



- What percent of the total expenses is spent on Sam's education?
- Where does Sam expend his money a lot?
- If Sam spends \$100 for his food, how much are his total expenses?
- If the total expenses are \$10,000, how much is spent on other things?

Answers:

- 27%
- He spends a lot on his food.
- \$217
- \$1800